

BETA This is a new service – your [feedback](#) will help us to improve it.

[Home](#) > IDSR

Chellaston Academy

URN: 148639 LAESTAB: 8314012

Local authority: Derby

Phase of education: Secondary Type of education: Academy Converter

Release information: Provisional 2024 KS4, Final 2023 16 to 18

Release date: 16 January 2025 [IDSR news page \(https://www.gov.uk/guidance/idsr-news-and-updates\)](https://www.gov.uk/guidance/idsr-news-and-updates)

School characteristics

	2022	2023	2024
School number on roll	Well above average 1744	Well above average 1784	Well above average 1807
Sixth form number on roll	Above average 281	Above average 310	Well above average 316
School % FSM6	Below average 15	Below average 16	Below average 18
School % SEN support	Below average 9	Below average 10	Below average 11
Sixth form % SEN support	Below average 3	Above average 7	Close to average 5
School % EHC plan	Close to average 1.7	Close to average 2	Close to average 2.3
Sixth form % EHC plan	Below average 0.4	Close to average 0.6	Below average 0.3
School % EAL	Below average 6	Below average 7	Below average 7
Sixth form % EAL	Close to average 13	Above average 17	Close to average 18

	2022	2023	2024
School % stability	Well above average 99	Well above average 98	Well above average 95
Pupil base deprivation	Well below average	Well below average	Well below average
School location deprivation	Well below average	Well below average	Well below average

Year group characteristics 2024

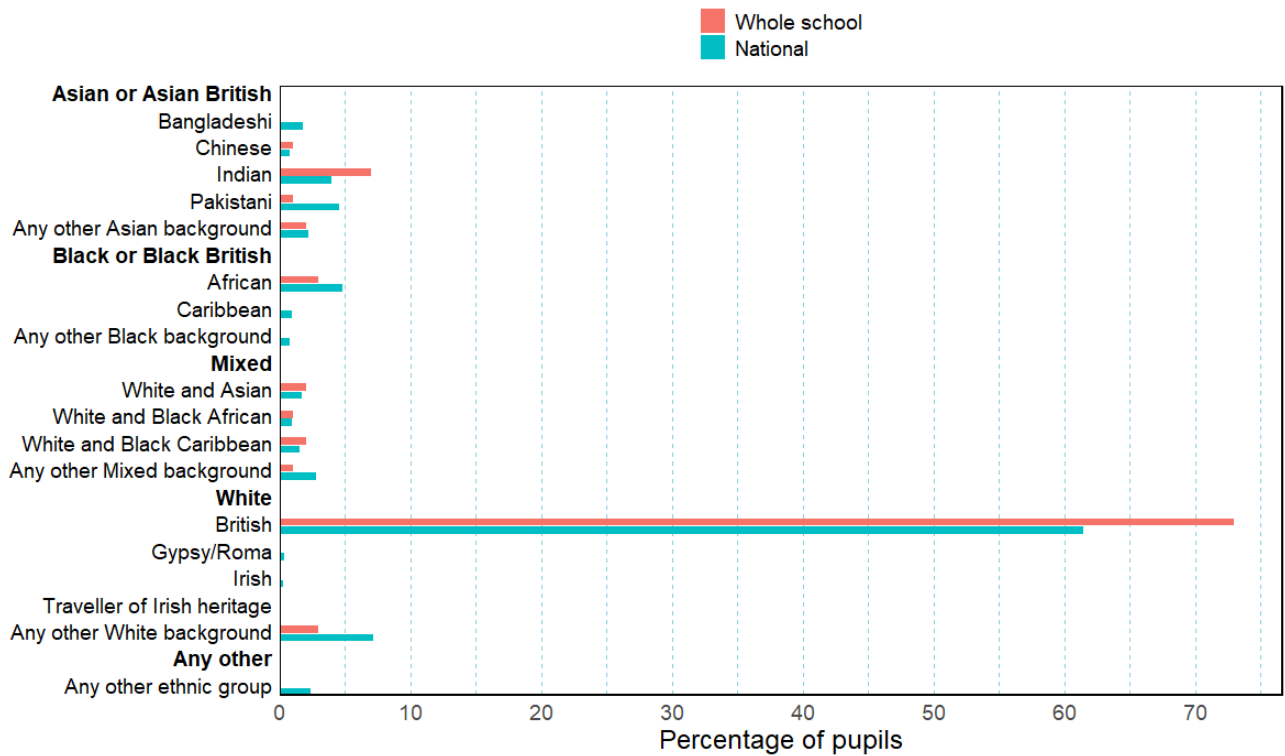
	Number on roll	% FSM6	% EAL
Year 7	299	19	8
Year 8	300	17	4
Year 9	299	17	6
Year 10	296	18	4
Year 11	297	19	2
Year 12	174	No data	20
Year 13	142	No data	15

Prior attainment 2024

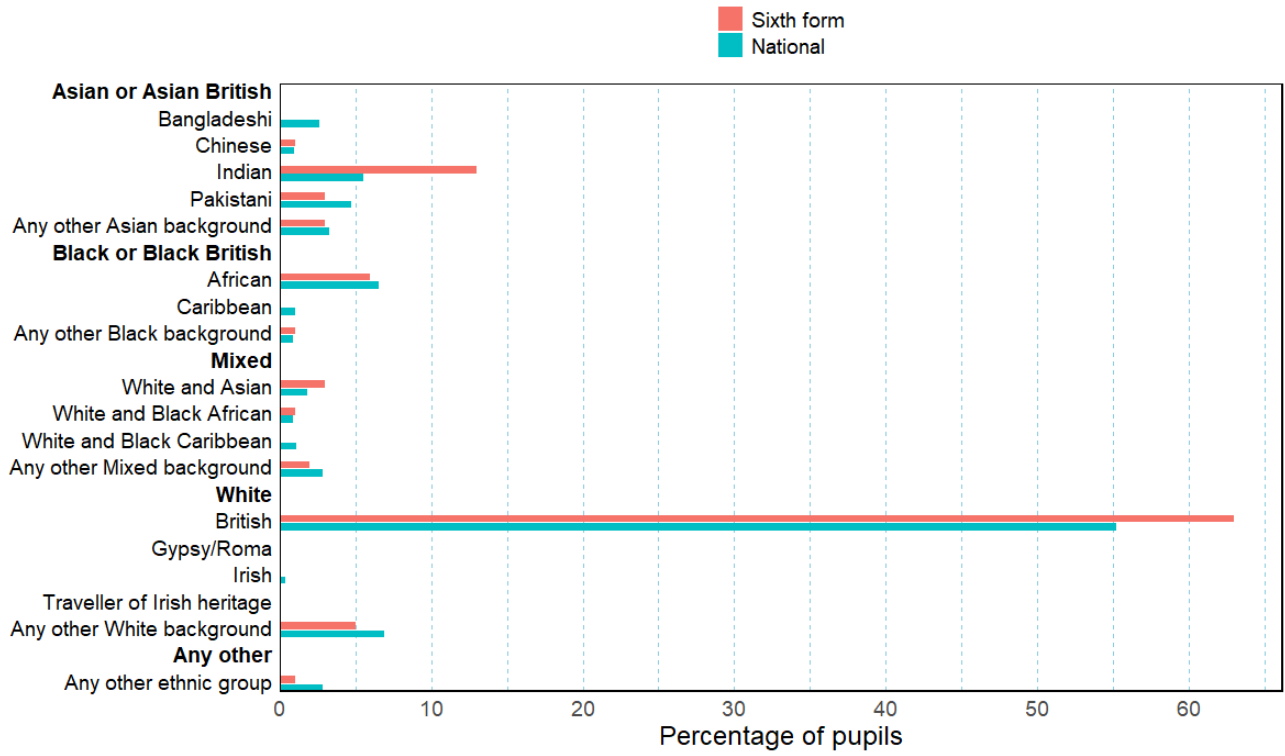
	Reading	Writing	Mathematics
Year 7	Close to national	Close to national	Close to national
Year 8	Close to national	Close to national	Close to national
Year 9	No data due to Covid	No data due to Covid	No data due to Covid
Year 10	No data due to Covid	No data due to Covid	No data due to Covid
Year 11	Close to national	Close to national	Close to national

Ethnicity 2024

Whole school



Sixth form



▶ [Table](#)

SEN characteristics 2024

Type of resourced provision: No resourced provision

Capacity:

Type of SEN provision:

Number of pupils with SEN who are also FSM6 and/or CLA: 72

SEN support (194)								
SEN primary need	Y7	Y8	Y9	Y10	Y11	Y12	Y13	Total
Specific Learning Difficulty	4	6	8	7	10	2	3	40
Moderate Learning Difficulty	16	6	4	6	3	0	1	36
Social, Emotional and Mental Health	6	11	6	13	6	2	2	46
Speech, Language and Communication Needs	5	3	5	5	2	1	0	21
Hearing Impairment	1	0	1	0	0	0	0	2
Visual Impairment	0	0	0	1	0	0	1	2
Physical Disability	1	1	0	1	0	1	0	4
Autistic Spectrum Disorder	3	7	14	6	8	0	4	42
Other Difficulty/Disability	0	0	1	0	0	0	0	1
Year group totals	36	34	39	39	29	6	11	194

EHC plan (42)								
SEN primary need	Y7	Y8	Y9	Y10	Y11	Y12	Y13	Total
Specific Learning Difficulty	0	0	2	1	1	0	0	4
Moderate Learning Difficulty	1	0	1	1	0	0	0	3
Social, Emotional and Mental Health	1	2	2	4	6	0	0	15
Speech, Language and Communication Needs	2	0	0	1	1	1	0	5
Hearing Impairment	1	0	0	0	0	0	0	1
Physical Disability	0	0	2	0	0	0	0	2
Autistic Spectrum Disorder	1	2	4	0	5	0	0	12
Year group totals	6	4	11	7	13	1	0	42

The trust

As of 1 January 2025:

- this school is part of QEGSMAT which contains 4 primary schools, 3 secondary schools, no special schools, no alternative providers and no pupil referral units.
- the latest inspection outcome for this school is: good graded (pre-September 2024).
- the MAT grade profile was:

Schools last inspected prior to September 2024

- outstanding graded - 0
- good graded - 3
- requires improvement graded - 2

- inadequate graded - 0
- ungraded, school remains good - 2

Schools inspected from September 2024 onwards

- graded, not in a category of concern - 0
- graded, serious weaknesses - 0
- graded, special measures - 0
- ungraded, improved significantly - 0
- ungraded, standards maintained - 0
- ungraded, some aspects not as strong - 0

Schools not yet inspected

- not yet received graded or ungraded inspection - 0

Staffing

- The proportion of education support staff relative to teaching staff was in the lowest 20% in 2023.
- Per pupil spending was in the highest 20% of similar schools in 2022/23 for: Staff development and training, Teaching staff.
- Per pupil spending was in the lowest 20% of similar schools in 2022/23 for: Educational consultancy.
- *There is no data for teachers with at least one period of sickness absence in 2022/23, 2021/22 or 2020/21.*
- *There is no data for days lost to teacher absence in 2022/23 for this school.*
- At the time of the November 2023 census, there were no full-time vacant teacher posts in the school.
- *There is nothing to highlight for staff turnover in 2022, 2021 or 2020.*

Absence

School

	Absence		
	2021/22 (3 term)	2022/23 (3 term)	2023/24 (2 term)
School %	8.8	6.9	7.4
Comparison to all schools	–	Lowest 20%	–
Comparison to schools with a similar level of deprivation	–	–	–

Persistent absentees

	2021/22 (3 term)	2022/23 (3 term)	2023/24 (2 term)
School %	24.2	17.4	19.5
Comparison to all schools	-	Lowest 20%	-
Comparison to schools with a similar level of deprivation	-	-	-

Local authority**Absence**

	2023/24 (Whole academic year)	2024/25 (Year to date)	02 Dec - 06 Dec 2024 (Weekly)
Local authority %	8.9	7.8	9.8
Comparison to all local authorities	-	-	Highest 20%

Suspensions and permanent exclusions**Whole school suspensions**

	2020/21	2021/22	2022/23
Total number of suspensions	10	261	168

Reasons for suspensions in the whole school in 2022/23

Persistent disruptive behaviour	82
Verbal abuse/threatening behaviour against an adult	38
Physical assault against a pupil	22
Drug or alcohol related	22

Verbal abuse/threatening behaviour against a pupil	12
Damage	12
Inappropriate use of social media or online technology	4
Racist abuse	2
Physical assault against an adult	1
Abuse relating to disability	1
Bullying	1
Use or threat of use of an offensive weapon or prohibited item	1

	2020/21	2021/22	2022/23
Total number of pupils with 1 or more suspensions	-	69 (4.0% of cohort)	73 (4.1% of cohort)
Comparison to all schools	Small cohort	-	-
Comparison to schools with a similar level of deprivation	Small cohort	-	-
Total number of pupils with 2 or more suspensions	-	38 (2.2% of cohort)	40 (2.2% of cohort)
Comparison to all schools	Small cohort	-	-
Comparison to schools with a similar level of deprivation	Small cohort	-	-
Total number of pupils with 10 or more suspensions	0	8	1

Whole school permanent exclusions

	2020/21	2021/22	2022/23
Total number of permanent exclusions	0	0	0
National average permanent exclusions	1	2	2

16 to 18 suspensions

	2020/21	2021/22	2022/23
Total number of suspensions	0	4	0

	2020/21	2021/22	2022/23
Total number of pupils with 1 or more suspensions	0	3	0
National average pupils with 1 or more suspensions	1	1	1

16 to 18 permanent exclusions

	2020/21	2021/22	2022/23
Total number of permanent exclusions	0	0	0
National average permanent exclusions	0	0	0

Pupil movement

	Between 2021 and 2022	Between 2022 and 2023
Number of pupils leaving the school	no data	38
<i>Between Years 10 and 11</i>	no data	6
<i>As a proportion of the Year 10 cohort</i>	no data	Not significant 2%
<i>Of which, no recorded information in the January census</i>	no data	2
<i>Between other school years</i>	no data	32
<i>Of which, no recorded information in the January census</i>	no data	13

Links to alternative provision and other providers

URN	UKPRN	Companies House number	Postcode	Provider type	Provider
-	-	01630402	NG2 5FJ	Company	NOTTINGHAM CLUB LIMITED
-	-	06087584	DE1 1JQ	Company	BABY PEOPLE
-	-	01003142	DE24 9BD	Company	ROLLS-ROYCE
142313	-	-	WS12 1DH	Academy Converter	Kingsmead S
-	-	13983303	DE22 1BP	Company	DERBY COUN
149820	-	-	DE72 2AN	Other Independent Special School	Welden Scho
138277	-	-	DE24 8BY	Free School - Alternative Provision	Derby Pride A
135345	-	-	DE24 8TE	Community Special School	Kingsmead S
-	-	08766781	DE21 4AL	Company	ENGINEERED
132133	-	-	DE22 1GE	Pupil Referral Unit	Castle School

Subject entries at key stage 4

- The EBacc entry rate in this school in 2024 was 23%. Languages had the lowest entry rate of EBacc subject areas (33%).






A darker shade of purple indicates a higher number of entries for the subject.





2022 cohort = 268; 2023 cohort = 283; 2024 cohort = 297

Subject cluster	Subject	Qualification type	2022 entries	2023 entries	2024 entries	2024 average point score
English	English Language	EBacc GCSE	268	282	297	
	English Literature	EBacc GCSE	268	282	293	
Mathematics	Mathematics	EBacc GCSE	268	283	297	
Science	Biology	EBacc GCSE	54	66	59	
	Chemistry	EBacc GCSE	54	66	58	
	Computer Studies/Computing	EBacc GCSE	18	42	28	
	Physics	EBacc GCSE	54	66	58	
	Science: Double Award	EBacc GCSE	214	215	236	
Languages	Chinese	EBacc GCSE		1	1	
	French	EBacc GCSE	133	58	42	
	German	EBacc GCSE		1		
	Spanish	EBacc GCSE	59	27	54	
Humanities	Geography	EBacc GCSE	153	95	106	
	History	EBacc GCSE	126	130	150	
Arts, media and publishing	Art & Design (Fine Art)	GCSE	58	44	40	Highest 20%
	Art & Design (Photography)	GCSE			22	
	Drama & Theatre Studies	GCSE	19	15	15	
	Graphic Design	L1/L2 cert			13	
	Graphic Design	Level 1		1		
	Graphic Design	Level 2	15	6		
	Multimedia	Level 1/2	40	31	22	Highest 20%
	Music	GCSE	8	11	8	
Business, administration, finance and law	Business Studies: Single	GCSE	49	59	80	
	Small Business Management	Level 1/2	11	19	7	
Construction, planning and the built environment	Building / Construction Operations (General / Combined)	L1/L2 cert			2	
	Building / Construction Operations (General / Combined)	Level 1/2	29	19		
Engineering and manufacturing technologies	Design & Technology	GCSE	56	38	53	
	Engineering Studies	L1/L2 cert			1	
	Engineering Studies	Level 2		2		
	Manufacturing Engineering	Level 1/2			34	

Subject cluster	Subject	Qualification type	2022 entries	2023 entries	2024 entries	2024 average point score
Health, public services and care	Health Studies	Level 1/2	39	26	28	
History, philosophy and theology	Religious Studies	GCSE	18	7	14	
Leisure, travel and tourism	Physical Education/Sports Studies	GCSE	37	35	41	
	Sports / Movement Science	Level 1/2	18	17	11	
	Sports Studies	Level 1/2	7			
Retail and commercial enterprise	Beauty Care / Services	Level 2	22	10	11	
	D&T Food Technology	GCSE	33	29	33	Lowest 20%
Social sciences	Sociology	GCSE	39	40	35	Highest 20%

Progress and attainment at key stage 4

-  School difference from national has improved from comparator year
-  School difference from national has improved slightly from comparator year
-  Similar to comparator year or fewer than 11 pupils
-  School difference from national has weakened slightly from comparator year
-  School difference from national has weakened from comparator year

	2024 cohort/entries	Performance in 2024	2024 value	2024 nat value	2024 vs 2023	2023 vs 2022
Open P8	292	Sig below national and 31st percentile	-0.3	0.0	—	—
Languages VA	97	Sig above national and 77th percentile	0.7	0.0	—	—
Overall A8	297	Sig above national and 64th percentile	48	46	—	—
English A8	297	Sig above national and 65th percentile	10.4	9.8	—	—
Mathematics A8	297	Sig above national and 67th percentile	9.7	9.1	—	—
EBacc A8	297	Sig above national and 70th percentile	14.7	13.4	—	—
English % 5+	289	Sig above national and 66th percentile	67	60	—	—
Mathematics % 5+	293	Sig above national and 70th percentile	60	52	—	
Humanities % 5+	239	Sig above national and 70th percentile	57	51	—	—
Languages % 5+	97	Sig above national and 90th percentile	85	58	—	
Mathematics % 4+	293	Sig above national and 71st percentile	78	70	—	
Science % 4+	291	Sig above national and 66th percentile	71	66	—	—
Humanities % 4+	239	Sig above national and 73rd percentile	72	63	—	—
Languages % 4+	97	Sig above national and 91st percentile	94	72	—	

[Non-significant data](#)

Destinations after key stage 4

All pupils

	2020 leavers (No data)	2021 leavers (No data)	2022 leavers (268 pupils in scope)
Sustained education, employment or training	No data -	No data -	Sig above 97%
Any sustained education	No data -	No data -	Average 84%
Sustained employment	No data -	No data -	Average 4%
Sustained apprenticeship	No data -	No data -	Sig above 9%
Destination not sustained	No data -	No data -	Sig below 1%
Activity not captured	No data -	No data -	Average 2%

Disadvantaged pupils

	2020 leavers (No data)	2021 leavers (No data)	2022 leavers (41 pupils in scope)
Sustained education, employment or training	No data -	No data -	Average 83%
Any sustained education	No data -	No data -	Average 68%
Sustained employment	No data -	No data -	Average 7%
Sustained apprenticeship	No data -	No data -	Average 7%
Destination not sustained	No data -	No data -	Small cohort
Activity not captured	No data -	No data -	Small cohort

16 to 18 qualification types and retention

Qualification types

	2019 (0 students)	2022 (122 students)	2023 (144 students)
A level	No data	100%	92%
Applied general	No data	8%	30%
Tech level	No data	0%	5%
Tech certificate	No data	0%	0%

- The proportion of students not taking any L3 or L2 DfE approved qualifications (1%) was in the lowest 20% in 2023, as well as in 2022.

Retention on main study programmes

	2019	2022	2023
A level	No students	All 112 students retained and assessed	99% of 112 students
Applied general	No students	All 10 students retained and assessed	All 24 students retained and assessed
Tech level	No students	No students	All 7 students retained and assessed
Tech certificate	No students	No students	No students

Subject entries at 16 to 18






A darker shade of purple indicates a higher number of entries for the subject.


2022 cohort = 124; 2023 cohort = 150

Subject cluster	Subject	Qualification family	Qualification type	2022 entries	2023 entries
Arts, media and publishing	Art and Design	Applied general	BTEC National Diploma L3 - Band J - PP-D*D*	10	7
	Art and Design	Applied general	BTEC National Extended Certificate L3 - Band F - P-D*		1
	Art and Design (Fine Art)	A level	GCE A level	18	16
	Drama and Theatre Studies	A level	GCE A level	3	2
	Multimedia	Tech level	OCR Cambridge Technical Diploma at Level 3		7
	Multimedia	Applied general	OCR Cambridge Technical Extended Certificate at Level 3		8
	Music	A level	GCE A level		2
Business, administration, finance and law	Business Studies:Single	A level	GCE A level	22	26
	Business Studies:Single	A level	GCE AS level	1	
Engineering and manufacturing technologies	Design and Technology (Product Design)	A level	GCE A level		10
Health, public services and care	Health Studies	Applied general	OCR Cambridge Technical Diploma at Level 3		18
	Health Studies	Applied general	OCR Cambridge Technical Extended Certificate at Level 3		4
History, philosophy and theology	History	A level	GCE A level	24	25
	Religious Studies	A level	GCE A level	10	6
Information and communication technology	Computer Studies / Computing	A level	GCE A level	5	11
Languages, literature and culture	English Language	A level	GCE A level	15	4
	English Literature	A level	GCE A level	16	10
	French	A level	GCE A level	4	4
	Italian	A level	GCE A level		2
	Punjabi	A level	GCE A level		1
	Spanish	A level	GCE A level	3	4
Leisure, travel and tourism	Physical Education / Sports Studies	A level	GCE A level	6	6
	Sports Studies	Applied general	OCR Cambridge Technical Extended Certificate at Level 3		5
Preparation for life and work	Study Skills	Other academic	Extended Project (Diploma)	30	103
Science and mathematics	Applied Sciences	Applied general	OCR Cambridge Technical Extended Certificate at Level 3		13
	Biology	A level	GCE A level	42	42
	Chemistry	A level	GCE A level	30	33

Subject cluster	Subject	Qualification family	Qualification type	2022 entries	2023 entries
	Mathematical Studies	Other academic	Core Maths Qualifications at Level 3		33
	Mathematics	A level	GCE A level	38	28
	Mathematics	A level	GCE AS level		1
	Mathematics (Further)	A level	GCE A level	6	
	Physics	A level	GCE A level	19	16
	Psychology	A level	GCE A level	39	41
	Psychology	A level	GCE AS level	1	1
Social sciences	Economics	A level	GCE A level	19	23
	Geography	A level	GCE A level	19	14
	Sociology	A level	GCE A level	14	16

Attainment at 16 to 18

-  School difference from national has improved from comparator year
-  School difference from national has improved slightly from comparator year
-  Similar to comparator year or fewer than 11 pupils
-  School difference from national has weakened slightly from comparator year
-  School difference from national has weakened from comparator year

	2023 cohort/entries	Performance in 2023	2023 value	2023 nat value	2023 vs 2022	2022 vs 2019
A level APS	343.0	Sig above national and 73rd percentile	35	34	—	—
Applied general APS	71.0	Sig above national and 63rd percentile	32	30		—
Tech level APS	14.0	Sig above national and 90th percentile	41	28	—	—

[Non-significant data](#)

Destinations after 16 to 18

All students

	2020 leavers (No data)	2021 leavers (No data)	2022 leavers (122 students in scope)
Sustained education, employment or training	No data -	No data -	Sig above 93%
Any sustained education	No data -	No data -	Sig above 73%
Sustained employment	No data -	No data -	Sig below 13%
Sustained apprenticeship	No data -	No data -	Average 7%
Destination not sustained	No data -	No data -	Sig below 7%
Activity not captured	No data -	No data -	Sig below 0%

Disadvantaged students

	2020 leavers (No data)	2021 leavers (No data)	2022 leavers (9 students in scope)
Sustained education, employment or training	No data -	No data -	Small cohort
Any sustained education	No data -	No data -	Small cohort
Sustained employment	No data -	No data -	Small cohort
Sustained apprenticeship	No data -	No data -	Small cohort
Destination not sustained	No data -	No data -	Small cohort
Activity not captured	No data -	No data -	Small cohort

Pupil groups

Secondary - 2024 data

	FSM and/or CLA	Low prior	Middle prior	High prior
Overall P8	Sig below national	–	–	–
English P8	Sig below national	–	–	–
Mathematics P8	Sig below national	–	–	–
EBacc P8	Sig below national	–	Sig above national	–
English % 4+	Sig below national	–	–	–
Mathematics % 4+	Sig below national	–	–	–
Humanities % 4+	Sig below national	–	–	–
Science % 4+	Sig below national	–	–	–
Science VA	Sig below national	–	Sig above national	–
Humanities VA	Sig below national	–	Sig above national	–
Overall A8	Sig below national	–	–	Sig below national
English A8	Sig below national	–	–	–
Mathematics A8	Sig below national	–	–	Sig below national
EBacc A8	Sig below national	–	–	–
Open A8	Sig below national	–	–	Sig below national

Absence - 2023/24 (2 term)

No pupil groups were highlighted for this school.

[News and updates](#) [Cookie policy](#)
[Accessibility statement](#) [Privacy notice](#)

OGL

All content is available under the [Open Government Licence v3.0](#), except where otherwise stated

© Crown copyright